



# How To: Build Grow Station Webinar



**This program is supported by the Province of British Columbia and the Provincial Health Services Authority**

# Agenda



1. Purpose and Value
2. Budget and Materials Needed
3. Building Tips
4. Next Steps

# What can a grow station grow?



- × This model in which you have a four foot grow light, and 4 trays, can grow 72 seedlings to maturity.



# Time Inputs



- × Build Station: 2 Hours
- × Plant Seedlings: 2 sessions with your class
- × Maintenance: 5 minutes each day (watering)
- × Raise Seedlings: 2 months

# Grow Station Materials

What to buy at the store!



- 2 pieces of 8ft long - 2x4 (for the height and width cuts)
- 2 pieces of 8ft long - 2x2 (for the length cuts)
- Timer with two outlets
- 2 four-foot shop light ballasts - with 4 light bulbs (T5 full spectrum bulbs)
- 4 hooks
- Extension Cord (unless you can grow next to outlet)
- 2.5 – 3 inch Decking Screws (24 minimum)

Budget \$130 - \$150


# Light Timer



# Wood



2x4 Cuts



2x2 Cuts

# Shop Lights



T5 Fluorescent Full Spectrum  
Bulbs (4 total)



# Hooks



# Tools Needed



Carpenters ruler / Square

Pencil / pen

Tape Measure

Saw (Electric is best, hand saw can work)

Electric Drill with Robertson Drill Bit

Drill Bit for pre-drilling

Sand Paper (To eliminate splinters!)

# Carpenters Ruler or Square



# Saws



# Electric Drill and Bits



Pre-drill 1/8 size is ideal



Robertson Drill Bit

# Decking Screws



Important that they are  
square – Robertson.



## Instructions

The following are the cuts you will be making with the wood

- 24" in Height (2x4) - 4 total pieces
- 20" Width (2X4) - 4 total pieces
- 48" Length Cross Beam ( 2X2) – 4 total pieces

\* If you do not have a saw, or do not feel comfortable making these cuts, some hardware stores do have the ability to make the cuts for you at a low cost.

# Building the Frame and Cross Beams



1

2



# Building the Frame and Cross Beams





# Building the Frame and Cross Beams














# Mounting Lights













# Stay Connected...Follow Us!

Marcus Lobb: [capitalregion@farmtoschoolbc.ca](mailto:capitalregion@farmtoschoolbc.ca)

## Social Media Platforms

Facebook Page: Farmtoschoolbc

Twitter: @farmtoschoolbc

Instagram: farmtoschoolbc

Website: [www.farmtoschoolbc.ca](http://www.farmtoschoolbc.ca)

Newsletter Sign-Up: [www.farmtoschoolbc.ca/newsletter-signup/](http://www.farmtoschoolbc.ca/newsletter-signup/)

Regional Hub Listserv: see front page of our website

